



Model HS2000

SPECIAL FEATURES

- Solid cast construction.
- **Exclusive Key Clamp** for old or worn down high security keys – provides a firm clamping surface to accurately duplicate otherwise troublesome keys!
- Originate High Security keys using space and depth guides.
- Includes a selection of 4 cutters - 2.5mm, 3.5mm x 90°, 90° x 105° (2-sided cutter) and 95° x 100° (2-sided cutter) as well as 2 tracers - 2.5mm x 88° flat end and 2.5mm x 88° angled tip.
- Includes all adjustment tools needed and tip stops.
- Work light.
- Spring-loaded cross plates for precise sidewinder tracing and cutting.
- Works for sidewinder (outside and inside "worm" cuts) and dimple keys.
- Synchronized pitch angle adjustable jaws up to 45°.
- Integrated storage drawer on machine.
- Includes assortment of sample practice High Security blades.

Shipping weight: 48 lbs

Size: 8" wide (13" including lever width) x 10.5" deep x 15" high



Model 7070

The workhorse of the Professional Locksmith Industry

SPECIAL FEATURES

- Usable as either fully automatic or semi-automatic for convenient key copying in about 15 seconds.
- Momentary Brush Switch... brush stops when your hand is taken off the switch. Brush is made from Tylon instead of steel wire and is safe for your hands.
- Overhead light.
- Carriage Auto-Shutoff Safety Switch... cutter automatically stops when carriage is lowered for key loading or retrieval.
- Heavy Duty Construction... 1/4 horsepower motor for fast, reliable key cutting and years of dependable service.
- Cutter is made from M35 high speed steel.
- Four way jaws to accommodate many house keys, domestic and foreign car keys.
- Machine will fit under the JET Key Tower.
- Heavy duty cover for quieter operation.



Uses Jet replacement cutter 26MC

Shipping weight : 50 lbs.

Size: 15" W x 11" H x 17" D (approximate)

Model 7080

A reliable Automatic and Semi-Automatic key machine



SPECIAL FEATURES

- Usable as either fully automatic or semi-automatic for faster and more convenient key copying.
- Cycle Time... in automatic mode cuts keys in about 15 seconds.
- Momentary Brush Switch... brush stops when your hand is taken off the switch. Brush is made from Tylon instead of steel wire and is safe for your hands.
- Carriage Auto-Shutoff Safety Switch...when lever is down for key loading or retrieval, cutter will automatically stop for operator safety.
- Heavy Duty Construction... 1/4 horsepower motor for fast, reliable key cutting and years of dependable service.
- Cutter is made from high speed steel.
- Four way jaws to accommodate many house keys, domestic and foreign car keys.
- Machine will fit under the JET Key Tower.


Shipping weight: 54 lbs.

Size: 21" W x 10" H x 12" D (approximate)

Uses Jet replacement cutter 75MC

Model 8000

A compact and Fully Automatic key machine



The Model 8000 is a competitively priced key duplicating machine. It is easy to operate and is sized perfectly to fit under the JET Key Tower.

SPECIAL FEATURES

- Vise Jaws... Two way hardened steel jaws accommodate most popular house, institutional, domestic and foreign car keys.
- Cutter is made of high speed steel, engineered for cutting high quality brass and nickel silver key blanks.
- Set up guides are manually operated and feature a safety factor if accidentally left in place at the time of cutting.
- Cycle time in the automatic mode is approximately 7 to 10 seconds.
- Tylon brush switch activates the cycle for the same period of time.
- Emergency shut off switch is located on top of the motor.
- Calibration gauge is a disk type adjustment with hardened steel set screws.


Shipping weight: 31 lbs.

Size: 20" W x 10" H x 7" D (approximate)

Uses Jet replacement cutter 60MC

Model 9010

A compact and economical Manual key cutting machine



SPECIAL FEATURES

- Economical, Manual Key Machine.
- Cuts all standard house, auto and padlock keys.
- Cuts all 2-sided auto and double-bitted keys.
- Solid Cast Construction.
- Replaceable fuse.
- 4-Way Jaws with E-Z Dimples for quick and easy rotation.
- 2.75" between jaws accommodate all key lengths.
- Ergonomically designed vise handles.
- Completely enclosed motor and brush housing for quieter operation.


Shipping weight: 48 lbs

Size: 12" wide x 13" deep x 10" high (with handles upright)

Uses Jet replacement cutter X23MC, brush 7120, 50-200

Model 9020

A compact and economical Semi-Automatic key cutting machine



SPECIAL FEATURES

- Economical Semi-Automatic Key Machine.
- Cuts all standard house, auto and padlock keys.
- Cuts all 2-sided auto and double-bitted keys.
- Solid Cast Construction.
- Replaceable fuse.
- 4-Way Jaws with E-Z Dimples for quick and easy rotation.
- 2.75" between jaws accommodate all key lengths.
- Ergonomically designed vise handles and carriage lever.
- Completely enclosed motor and brush housing for quieter operation.

Shipping weight: 48 lbs

Size: 12" wide (add 4" for lever width) x 13" deep (add 7" for lever in down position) x 10" high (with handles upright)

Uses Jet replacement cutter X23MC, brush 7120, 50-200

Jet Key Cutters and Brushes



CUTTER NUMBER: 11MC
STYLE: MILLING CUTTER
DIAMETER: 2 3/8"
THICKNESS: .280"
HOLE DIAMETER: 1/2"
MAT: HIGH SPEED STEEL
USE ON:
 DL144M
 DL144MA
 ILCO 024
 TAYLOR 144MT



CUTTER NUMBER: 19MC
STYLE: MILLING CUTTER
DIAMETER: 3 7/8"
THICKNESS: .281"
HOLE DIAMETER: 1/2"
MAT: M2 HIGH SPEED STEEL
USE ON:
 ILCO 006, 010
 ILCO 2183DM,
 ILCO 2183HM
 KEIL 1, 1 1/2, 10



CUTTER NUMBER: 23MC
STYLE: MILLING CUTTER
DIAMETER: 2 1/4"
THICKNESS: .093"
HOLE DIAMETER: 1/2"
MAT: M2 HIGH SPEED STEEL
USE ON:
 JET 7010
 JET 7020



CUTTER NUMBER: 23RF
STYLE: ROTARY FILE
DIAMETER: 2 1/4"
THICKNESS: .250"
HOLE DIAMETER: 1/2"
MAT: W2
USE ON:
 CURTIS 2
 DL-145, 145M, 147M, 149M
 HPC 9100, HPC 9110
 ILCO 2585DU, H2584CV
 ILCO 2184CD, 008, 190
 TAYLOR KD1, KD5, KD20
 KEIL 4 1/2, 12 1/2, 13 1/2, 15



CUTTER NUMBER: 26MC
STYLE: MILLING CUTTER
DIAMETER: 3 1/8" - 80MM
THICKNESS: .196" - 5MM
HOLE DIAMETER: .630"
MAT: M35 HIGH SPEED STEEL
USE ON:
 BORKEY REXA, ILCO KD40,
 KD50, KD71
 RYTAN RY45, RY100, RY256
 JET 7060, 7070
 JET 7050 PRO SR.
 JET 7040 PRO JR.



CUTTER NUMBER: 34MC
STYLE: MILLING CUTTER
DIAMETER: 2 1/4"
THICKNESS: .250"
HOLE DIAMETER: 1/2"
MAT: M2 HIGH SPEED STEEL
USE ON:
 COLE 1000, 3000, 5000
 CURTIS 2
 DL-147M, 149M
 HPC 9100, HPC 9110
 ILCO 2585DU, H2584CV, 2584CV
 ILCO 2184CD
 TAYLOR KD1, KD5, KD20
 KEIL 4 1/2, 12 1/2, 13 1/2, 15



CUTTER NUMBER: 60MC
STYLE: MILLING CUTTER
DIAMETER: 60MM
THICKNESS: 6MM
HOLE DIAMETER: 16MM
MAT: HIGH SPEED STEEL (HSS)
USE ON:
 JET 8000



CUTTER NUMBER: 75MC
STYLE: MILLING CUTTER
DIAMETER: 75MM
THICKNESS: 5MM
HOLE DIAMETER: 10MM
MAT: HIGH SPEED STEEL
USE ON:
 JET 7080
 JET 7090



CUTTER NUMBER: 9010MC
STYLE: MILLING CUTTER
DIAMETER: 60MM
THICKNESS: 7.3MM
HOLE DIAMETER: 1/2"
MAT: HIGH SPEED STEEL
USE ON:
 JET 9010 with serial
 numbers 10001 - 10030



CUTTER NUMBER: 9020MC
STYLE: MILLING CUTTER
DIAMETER: 60MM
THICKNESS: 7.3MM
HOLE DIAMETER: 1/2"
MAT: HIGH SPEED STEEL
USE ON:
 JET 9020 with serial
 numbers 15001 - 15030



CUTTER NUMBER: CU20
STYLE: MILLING CUTTER
DIAMETER: 2 3/8"
THICKNESS: .250"
HOLE DIAMETER: 1/2"
MAT: HIGH SPEED STEEL
USE ON:
 ILCO 020, 024A, 024B
 ILCO 040
 ILCO 044



CUTTER NUMBER: CW16
STYLE: SLOTTER CUTTER
DIAMETER: 2 1/4"
THICKNESS: .045"
HOLE DIAMETER: 1/2"
MAT: M2 HIGH SPEED STEEL
USE ON:
 JET 7010
 JET 7020



CUTTER NUMBER: P9MC
STYLE: MILLING CUTTER
DIAMETER: 2 7/8"
THICKNESS: .208"
HOLE DIAMETER: 1/2"
MAT: HIGH SPEED STEEL
USE ON:
 ILCO 016
 ILCO 017
 ILCO 018



CUTTER NUMBER: X23MC
STYLE: MILLING CUTTER
DIAMETER: 2 3/8"
THICKNESS: .093"
HOLE DIAMETER: 1/2"
MAT: M2 HIGH SPEED STEEL
USE ON:
 DL143M, 145, 145M,
 DL148M
 HPC 9160MC, 9180MC
 ILCO 023, 025, 045
 TAYLOR 143MT, 145MT
 JET 9010, 9020 -Up-dated version



**TYLON 3"
 BRUSH**
 7120, 50-200
USE ON:
 JET 7010
 JET 7020
 JET 7080
 JET 7090
 JET 8000
 JET 9010
 JET 9020

**TYLON 3"
 BRUSH**
 7160-200
USE ON:
 JET 7060
 JET 7070

Jet Key Tower "7001"



The JET Key Tower Display is the perfect way to merchandise your key duplicating service to your customers. The attractive, colorful header towers over 40-inches above the counter, making it easily seen from points throughout your store.

The four-sided rotary key display rack features 342 key blank hooks and allows for quick, easy selection and duplication of key orders. Preprinted location cards slip behind the hook racks for easy placement and retrieval of key blanks, and for effective inventory control. An easily accessed storage door in the tower provides for convenient key blank storage.

The key machine, ordered separately, fits neatly into the base of the display, providing an attractive, self-contained key duplication center. The display's small foot print utilizes only 2 square feet of counter space.

Size: 20" W x 39" H x 17 1/2" D
Front cut-out height 10"
(dimensions approximate)

PBA-176

KEY TOWER "7001" ASSORTMENT

176 most popular residential, commercial and padlock key blanks. Also, domestic and foreign auto key blanks.

Total of 915 pieces

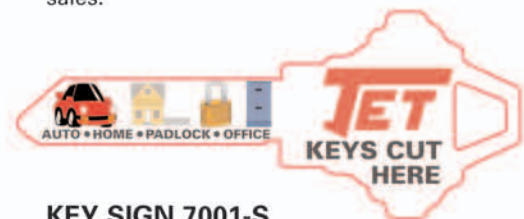
TOWER PANELS 7001-PC

Four colorful panels with preprinted key location numbers.



WINDOW DECAL 7000-W

Included FREE with the Key Tower "7001": a colorful window/door decal to help promote key sales.



KEY SIGN 7001-S

Ideal for window or outdoor promotion of key cutting service. Made of plastic laminate, this sign is die cut in the shape of a key and printed in bright colors. Measures: 34" X 14".

Get These Jet Advantages

PersonaLine™ YOUR STORE NAME IS THE KEY!



**Advertise Your Business Name
And Phone Number On All The
Top Selling Keys!**

**Increase Customer Retention
And Drive Repeat Sales With
Your "Mechanical Business Card"!**

Silver LINE



FOR THE MASTER LOCKSMITH

Precision key blanks made of nickel silver have superior physical and mechanical properties with high tensile strength. This type of key blank has a stronger resistance to corrosion and wear, and presents an attractive appearance with its fine silver polish.

Transponder Technology



- SMART CLONE and CRYPTO SOFTWARE
- SMART CLONE CRYPTO BLANKS
- CLONEABLE TRANSPONDER BLANKS
- NGS-MACH II FORD TRANSPONDER PROGRAMMER
- NGS-PC FORD TRANSPONDER PROGRAMMER
- SMART CLONE / IBM COMPUTER COMBO

We've Got Your **BRASS** Covered!

- **SOLID BRASS** KEYS IN VIBRANT SPLASHES OF COLOR!
- LONG LASTING DURABLE FINISH
- WILL NOT CLOG YOUR CUTTERS!
- PROUDLY MADE IN THE USA!



Available in
KW1/11
SC1 blanks